

Short-Term Residential Outcomes Summary (2023)

Introduction

Embark Behavioral Health is a leading network of outpatient centers and residential programs offering premier [mental health treatment](#) for preteens, teens, and young adults.

One of Embark’s core values is Results – achieving long-lasting, sustainable outcomes for clients and families. The stakes are simply too high for Embark to fail to deliver. A residential treatment center (RTC) is a place where 24-hour care is provided when outpatient treatment resources available in the community do not meet treatment needs of the individual. This level of care is an alternative to inpatient hospitalization

generally under the direction of a physician. It includes diagnostic evaluation that includes examination of the medical, psychological, social, behavioral, and developmental aspects of client’s mental wellness profile. From residential treatment, the individual would transition through Embark’s continuum of care to a partial hospitalization or intensive outpatient program.

Outcomes Protocol

Outcomes are integrated into the Embark treatment approach – they’re core to what we do. We use results for decision making, personalized treatment planning, safety evaluation, quality improvement, and clinical research.

Note: The term “parent” is used in this report to refer to all caregivers, but not all caregivers are biological parents.

Surveys Used at Embark

Instrument ¹	What it Measures
Youth Outcome Questionnaire (Y-OQ)/ Outcome Questionnaire (OQ-45)	Social and emotional health
Youth Outcome Questionnaire 2.01 (Y-OQ 2.01)	Parent/Guardian perceptions of child’s current functioning and social and emotional health
Patient Health Questionnaire-9 (PHQ-9)	Depression severity
Generalized Anxiety Disorder-7 (GAD-7)	Anxiety severity
World Health Organization Well-Being Index (WHO-5)	Well-being
Family Assessment Device, General Functioning (FAD-GF)	Family health

¹ Instrument and source: Y-OQ, Y-OQ 2.01 (Burlingame et al., 2001); OQ-45 (Lambert et al., 2004); PHQ-9 (Kroenke et al., 2001); GAD-7 (Spitzer et al., 2006); WHO-5 (World Health Organization, 1998); FAD-GF (Epstein et al., 1983).

Whole-Person Health

Because our biology, behavior, and social networks interact to influence health and well-being, we consider multiple factors that reflect the relationship between the client's body, mind, and environment. Embark aims to treat the whole person and diverse needs of the communities served.

The body

Physical ailments are associated with mental illness. We assess these with the Y-OQ-SR Somatic Subscale, which measures muscle and body aches, stomach pains/nausea, dizziness, and poor sleep hygiene. 81% of Embark residential clients struggled with these symptoms at admission.

Data from the Y-OQ-SR Somatic Subscale. Average admission score = 11.32, SD = 6.00. Scores < 6 indicate healthy functioning

The environment

Many families come to Embark in need of relational support. At admission, 74% Embark of clients struggled with interpersonal relationships. This subscale assesses the quality of trusting relationships, disputes between friends and family, and relational fulfillment.

Note: Data from the Y-OQ Interpersonal Relationships Subscale. Average admission score = 6.94, SD = 6.30. Scores < 3 indicate healthy functioning.

The mind

At admission 68% of Embark residential clients reported some thoughts or feelings of suicide. Suicidal thoughts and behaviors were based on a score greater than 0 on Item 9 of the Patient Health Questionnaire-9 (PHQ-9). Any response other than "not at all" indicates suicidality. At discharge, 72% of clients reported 0 thoughts of suicidality.

Data from Item 9 of the PHQ-9. Average admission score = 1.32, SD = 1.16. Average discharge score = 0.44, SD = .83. Scores > 0 indicate suicidality.

Family functioning

Embark treats the entire family. One of our measures, the Family Assessment Device, assesses family functioning. 81% of clients and 67% of parents struggled with family functioning at admission.

Note: Data from the Family Assessment Device. Average client admission score = 2.50, SD = .64. Average parent admission score = 2.18, SD = .53. Scores at and below 1 indicate healthy functioning.

Distress (Y-OQ)

The Y-OQ measures distress and behavioral functioning; lower scores indicate less distress. Both clients and parents complete the Y-OQ. Scores at or below the clinical line of 47 indicate healthy functioning.

Clients and parents reported a 39- and 42- point average decrease in distress from admission to discharge (Figure 1). Scores continued to stabilize after discharge. (Figure 2).

Average Y-OQ scores at admission, discharge, and post discharge are shown in Figure 2.

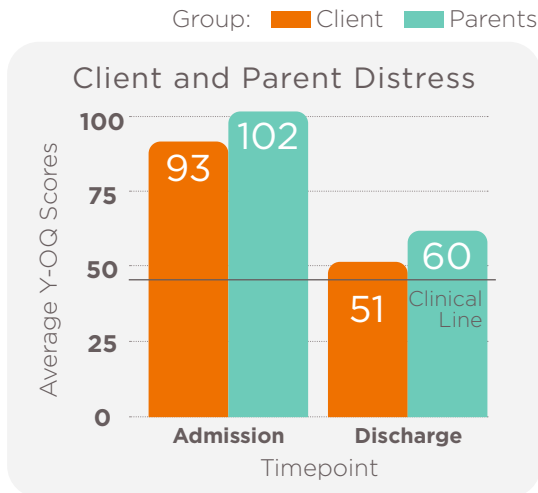


Figure 1. Sample size is 517 clients and 829 parents.

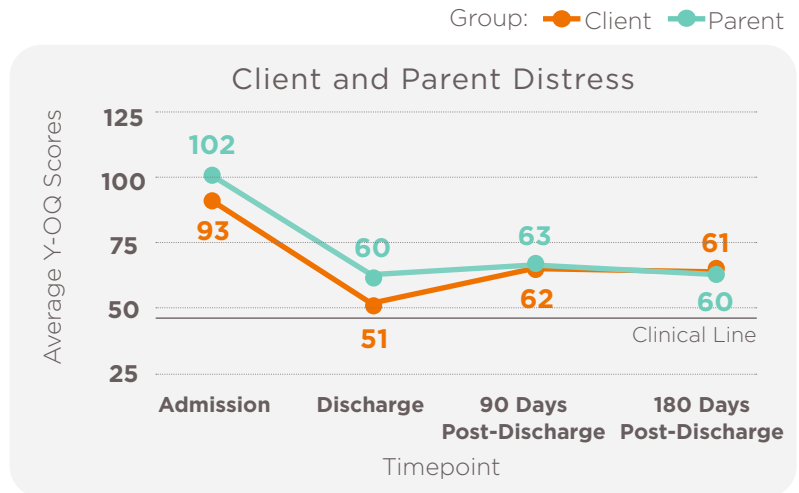


Figure 2. Sample size is 517 clients and 832 parents. Paired sample t-tests from families who completed tests at both admission and discharge found a significant decrease at the $p < .001$ level. Large effect size (Cohen's d) for both clients and parents from admission to discharge.

Depression (PHQ-9)

The PHQ-9 measures depression; lower scores indicating fewer depressive symptoms. Clients complete the PHQ-9, parents do not. Scores at or below the clinical line of 9 indicate healthy functioning.

Clients reported a 7- point average decrease in depression scores from admission to discharge (Figure 3).

Average PHQ-9 scores at admission, discharge, and post discharge are shown in Figure 4. PHQ-9 scores largely remained at or below clinical cutoff after discharge.

Item 9 on the PHQ-9 asks about suicidal thoughts.
At discharge, 72% of residential clients reported 0 thoughts of suicidality.

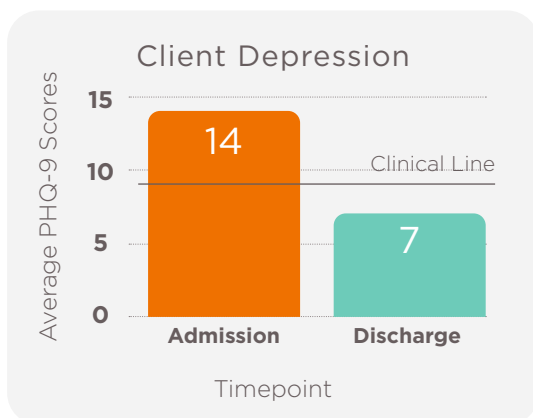


Figure 3. Sample size is 533 clients.

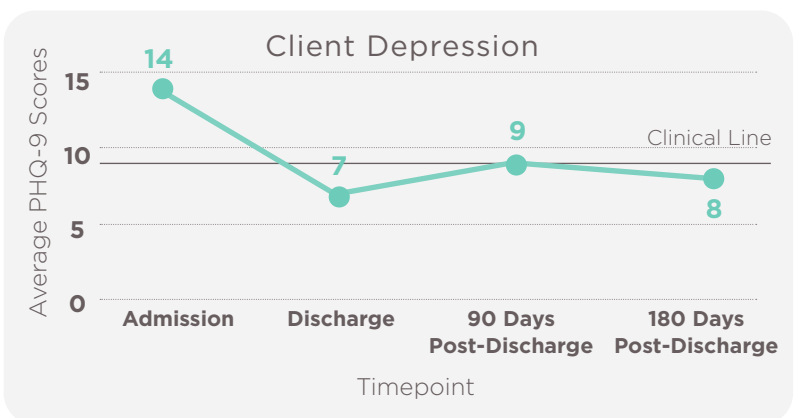


Figure 4. Sample size is 539 clients. Paired sample t-tests from families who completed tests at both admission and discharge found a significant decrease at the $p < .001$ level. Large effect size (Cohen's d) for clients from admission to discharge.

Anxiety (GAD-7)

The GAD-7 measures anxiety; lower scores indicating fewer anxiety symptoms. Clients complete the GAD-7, parents do not. Scores at or below the clinical line of 9 indicate healthy functioning.

Clients reported a 5- point average decrease in anxiety scores from admission to discharge (Figure 5). Scores neared or remained below the clinical line after discharge (Figure 6).

Average GAD-7 scores at admission, discharge, and post discharge are shown in Figure 6. GAD-7 scores remained below clinical cutoff after discharge.

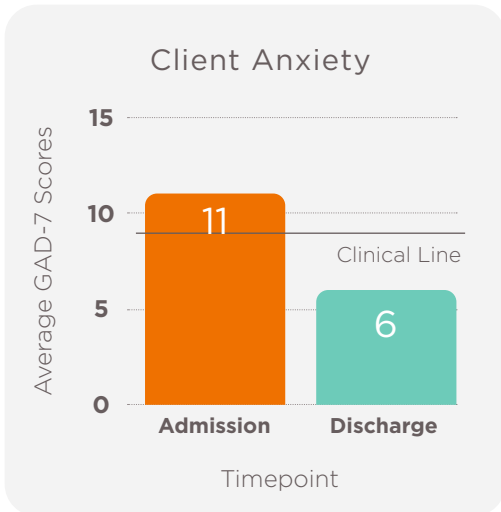


Figure 5. Sample size is 531 clients.

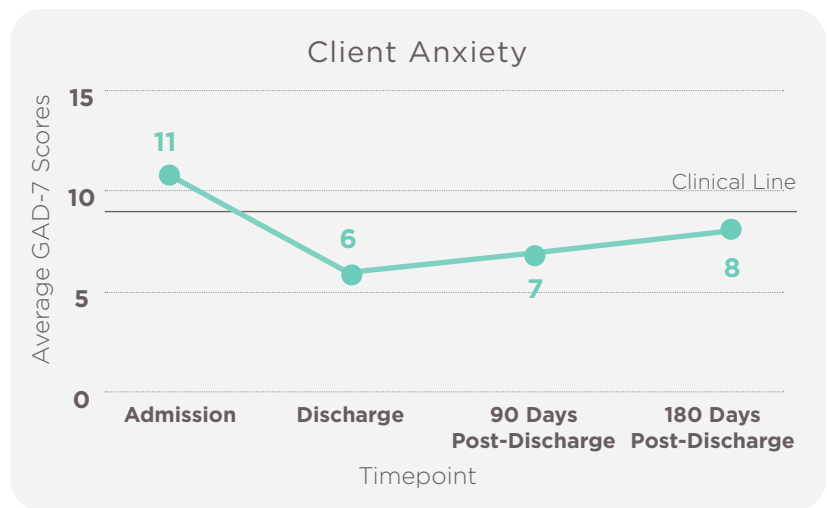


Figure 6. Sample size is 536 clients. Paired sample t-tests from families who completed tests at both admission and discharge found a significant decrease at the $p < .001$ level. Large effect size (Cohen's d) for clients from admission to discharge.

WHO-5

The WHO-5 measures well-being; higher scores indicating greater well-being. Clients complete the WHO-5, parents do not. Scores at or above the clinical line of 50 indicate healthy functioning.

Average WHO5 scores at admission, discharge, and post discharge are shown in Figure 8. WHO5 scores largely remained at or above clinical cutoff after discharge.

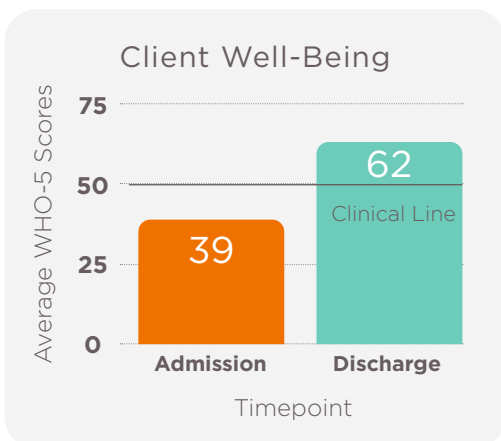


Figure 7. Sample size is 525 clients.

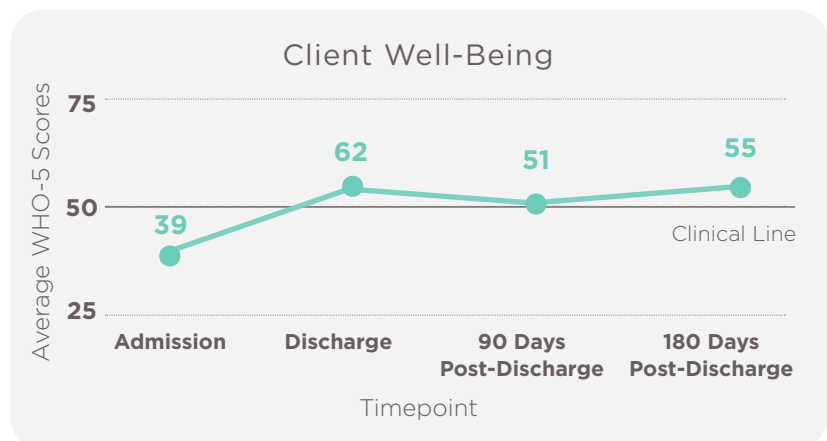


Figure 8. Sample size is 535 clients. Paired sample t-tests from families who completed tests at both admission and discharge found a significant increase at the $p < .001$ level. Large effect size (Cohen's d) for clients from admission to discharge.

Experience of Care

A positive experience is top priority for all Embark staff. Embark regularly measures satisfaction with programming, progress, and with safety throughout treatment on an 11-point scale from both clients and parents. Clients and parents are regularly asked to assess their level of satisfaction with treatment and progress. At discharge, 79% of clients and 84% of caregivers reported their level of satisfaction towards goals and needs to be at least a 7 out of 10 on a 11-point scale.

The Embark Impact: A Closer Look

Keeping whole person health in mind, outcome assessments do not end at discharge at Embark Behavioral Health. Following services, regular electronic assessments continue to measure mental health over time. Clinics and short-term residential programs receive outcome assessments up to one year. All other programs receive assessments up to two years. This section talks about outcomes one year post discharge where data were available using the Outcome of Treatment survey.

After discharging from Embark, **82% of parents reported 0 psychiatric hospitalization visits.**

Return to homelife

Embark's Outcome of Treatment survey began in 2023. The survey measures focus on the impact of treatment and services provided. Two items ask about educational and vocational status, as return to homelife is a vital outcome of functional improvement. 6 months after discharging from Embark, 93% of parents reported that their child has either returned to school or been employed. One year after treatment, 87% of parents reported the same.

After Embark: Percentage of clients who return to school or work

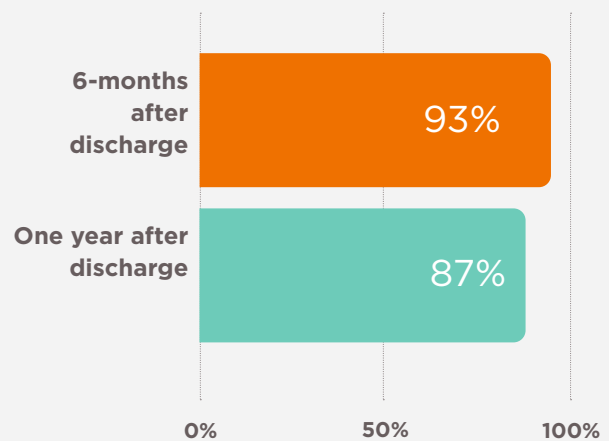


Figure 9. Sample size six months after treatment is 102 parents and one year after treatment is 63 parents.

Return to stabilization

Embark's goal is to provide families with an improved and stable quality of life after discharge. The Outcome of Treatment Surveys assess inpatient psychiatric stays after discharge. Six months after discharging from Embark, 82% of parents reported 0 psychiatric hospitalization visits. One year after treatment, 75% of parents reported the same.



Embark Locations

West Outpatient

1. Phoenix, AZ
2. Scottsdale, AZ
3. Campbell, CA
4. Newport Beach, CA
5. West LA, CA
6. Woodland Hills, CA
7. Walnut Creek, CA
8. Greenwood Village, CA

East Outpatient

1. Alpharetta, GA
2. Atlanta, GA
3. Cabin John, MD
4. Rockville, MD
5. Ashburn, VA
6. Vienna, VA
7. Berwyn, PA
8. Coming soon Livingston, NJ

Residential Treatment

1. Embark at San Martin, CA
2. Embark at Independence, MO
3. Embark at Marion, MT
4. Embark at Benton, TN
5. Embark at Springville, UT
6. Embark at Klamath Falls, OR
7. Embark at White Haven, PA
8. Embark at Greeley, CO
9. Embark at Coming Soon, VA
10. Embark at Coming Soon, AZ
11. Embark at Coming Soon, MN

Long Term Residential

1. New Haven: Spanish Fork and Saratoga Springs, UT
2. New Haven Stabilization & Assessment: Spanish Fork, UT
3. Calo: Lake Ozark, MO
4. Sunrise: Washington, UT
5. Chrysalis: Eureka, MT
6. OPI Residential: Woodland Hills, CA
7. Fulshear PHP: Stafford, TX
8. Fulshear RTC: Needville, TX
9. Lake House: Flat Rock, NC
10. Embark at Bend, OR
11. Embark at Coming Soon, GA
12. Embark Stabilization & Assessment: Hurricane, UT

Virtual Intensive Outpatient Program

- | | |
|-----------------|--------------|
| 1. Georgia | 11. Utah |
| 2. Maryland | 12. Illinois |
| 3. Virginia | 13. Montana |
| 4. DC | 14. Kansas |
| 5. Colorado | 15. Florida |
| 6. Texas | 16. Michigan |
| 7. Arizona | 17. Oregon |
| 8. California | 18. Nevada |
| 9. Pennsylvania | 19. Idaho |
| 10. Missouri | |

To obtain a full copy of the Annual Outcomes Report across the continuum of care, [click here](#)

© 2024 Embark Behavioral Health

Although the information found in this report has been produced and processed from sources believed to be reliable, Embark Behavioral Health (“Embark”) makes no warranties, expressed or implied, regarding the accuracy, completeness, or usefulness of any such information, and Embark assumes no liability or responsibility for loss or damage resulting from the accuracy, completeness, or use of information contained herein. Commercial use or sale of this report or any information contained herein is prohibited without the prior written consent of Embark. Data can quickly become out-of-date. Changes may periodically be made to the information herein, and these changes may not be incorporated in any new version of this report. This report is for informational purposes only and does not constitute providing medical advice or professional services. The information provided should not be used for diagnosing or treating a health problem or disease, and those seeking personal medical advice should consult with a licensed health care provider.